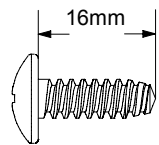


ASSEMBLE Top Seat, Vertical and Cover 6 FRAME

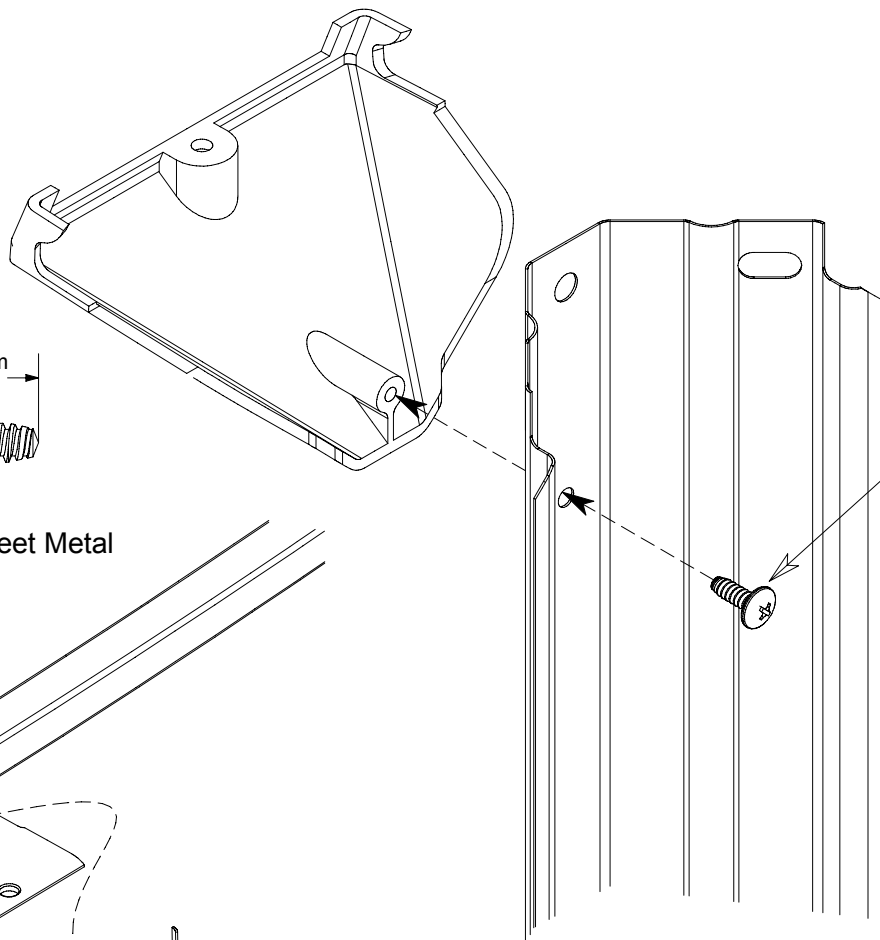
a) PRE-ASSEMBLING VERTICALS

Put cover bracket to the vertical as shown in the figure.

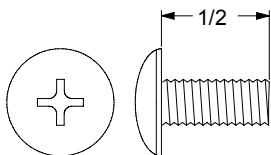
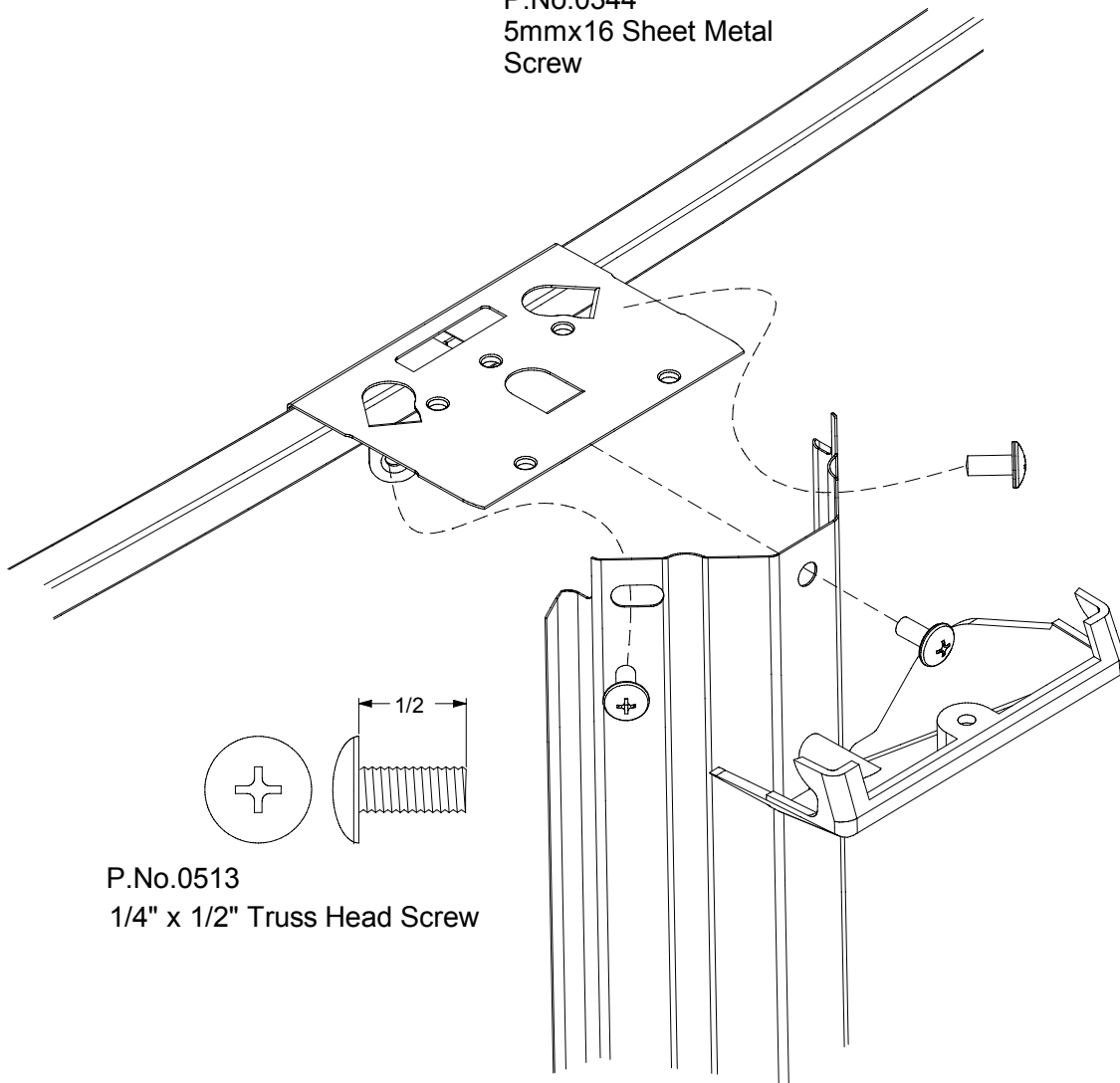
tighten up by 5mm x 16 sheet metal screw.



P.No.0344
5mmx16 Sheet Metal
Screw



P.No.0344
5mmx16 Sheet
Metal Screw



P.No.0513
1/4" x 1/2" Truss Head Screw

b) INSTALLING VERTICALS

Starting at the lower joint of the wall closure.

Secure the bottom of the vertical to the prongs of the lower joint with 1/4" x 1/2" truss head screw. Do the same with upper joint. Do not tighten until all screws for top and bottom of verticals are in place. Continue installing the verticals in this manner all around the pool.

Tighten all screws after all screws are attached.

c) INSTALLING TOP SEATS

Place each of the top seat over the upper joints and secure with 1/4" x 1/2" Truss head screws.

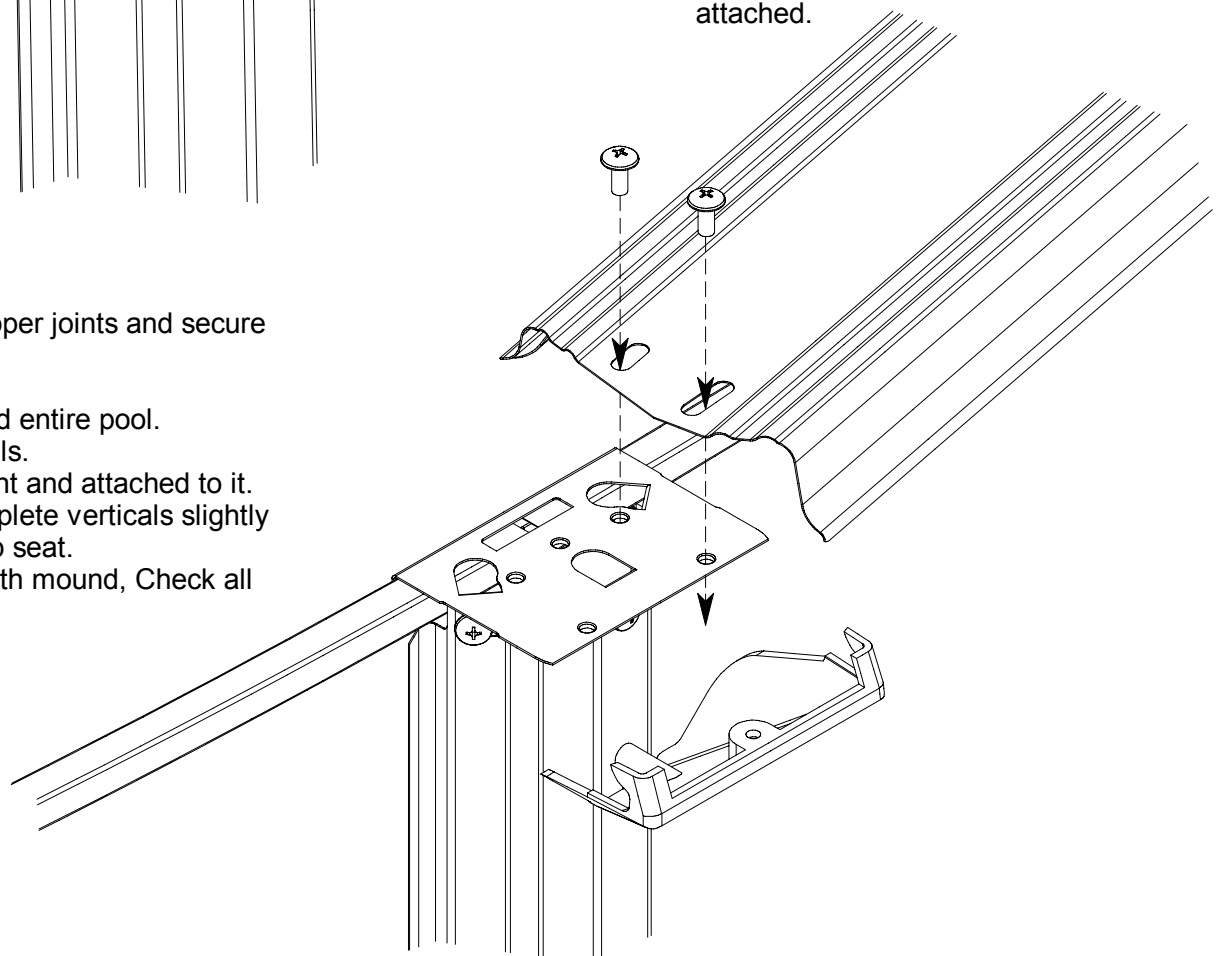
Install all of top seat in this way around entire pool.

Top seat are installed between verticals.

Each end of top seat rest on upper joint and attached to it.

It may be necessary to move the complete verticals slightly to left or right to accommodate the top seat.

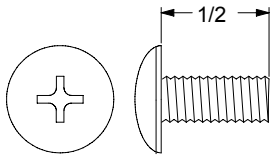
Do this carefully as not disturb the earth mound, Check all screws to be sure they are tight.



d) INSTALLING SEAT COVERS

Attach seat cover by placing it from inside of pool in right position as shown in the figure.

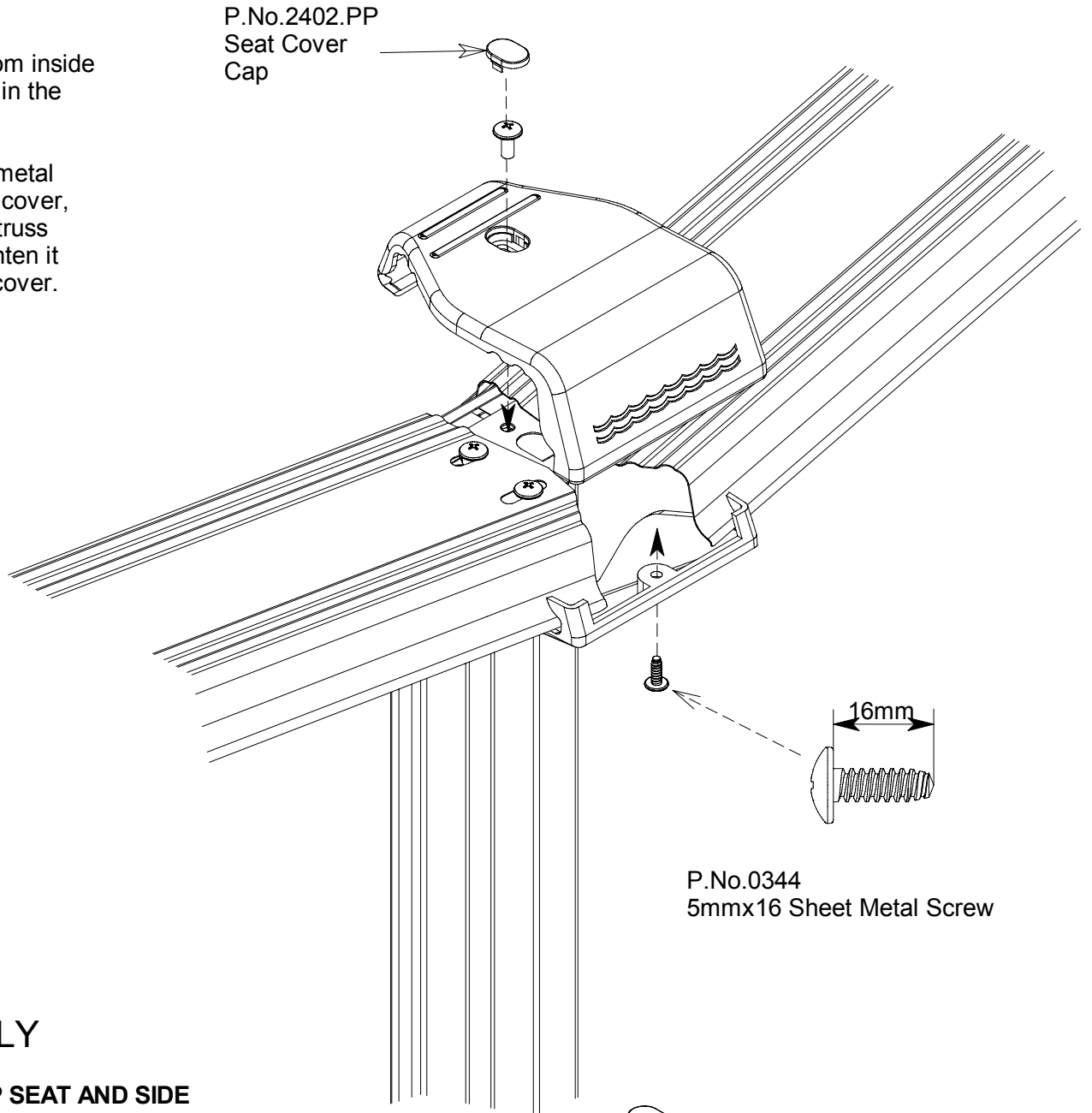
put seat cover and cover bracket together, Insert 5mm x 16 sheet metal screw from cover bracket to seat cover, and tighten it up. put 1/4" x 1/2" truss head screw to seat cover and tighten it up. put seat cover cap on top of cover.



P.No.0513

1/4" x 1/2" Truss Head Screw

P.No.2402.PP
Seat Cover
Cap



P.No.0344
5mmx16 Sheet Metal Screw

FOR OVAL POOL ONLY

e) INSTALLING OVAL SIDE TOP SEAT AND SIDE SEAT COVERS.

Use P.No0344 5mmx16 sheet metal screw to Install oval side top seats on top of Resin side upper joint P.N.3177 Attach side seat cover by placing it from inside of pool in right position as shown in the figure. Put 5mmx16 Sheet Metal Screw to oval cover and tighten it up. Put seat cover cap on top of side seat cover.

P.No.0344
5mmx16 Sheet Metal Screw
to Side seat cover top

