

In-Ground Cover Installation Instructions

1. If you find that your cover is too small, do not stretch it across the pool in an attempt to make it fit. Your cover should fit your pool as shown in Diagram 1, below.

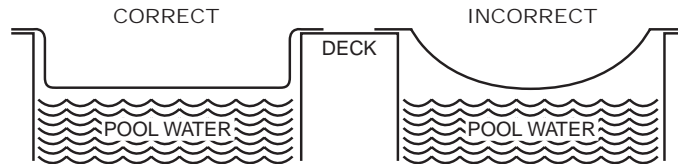


Diagram 1

2. Your cover is made to have rainwater accumulate on top of it all winter. This water will not damage your cover in any way. Do not pump off the cover during the Fall. Water on top of the cover will hold it in place and protect your cover from wind damage.
3. Your cover is sized for a maximum water drop below the deck of 18". If you normally drop your water more than 18" in the Fall, return your cover for a larger size. Refer to Diagram 1 for proper fit.
4. Do not use bricks or sharp blocks to weigh down your cover as they will cut and scuff the cover. We recommend using water tubes for cover installation.
5. If you tie your cover to a fence or other permanent structure, be sure to use a flexible bungee cord. This flexible cord will allow the cover to shift as snow and ice accumulates without pulling out the corner tabs or straps. Water tubes must still be used.

Above-Ground Cover Installation Instructions

1. Place cover over the entire pool and let it rest on the water.
2. Your cover is made to have rainwater accumulate on top of it all winter. This water will not damage your cover in any way. Do not pump off the cover during the Fall. Water on top of the cover will hold it in place and protect your cover from wind damage.
3. Your cover is sized for maximum water drop below the deck of about 12". If you drop your water more than 12", order a larger size.
4. Your cover should hug the sidewall of your pool and lay on top of the water as in Diagram 2, lower right. Stretching the cover as in Diagram 3 will damage it.
5. Thread cable through the cover loops and use the ratchet to tighten it.




Diagram #2




Diagram #3

PLACE
STAMP
HERE

Attn: Arctic Armor Warranty Department
Blue Wave Products, Inc.
1745 Wallace Ave, Ste. B
St. Charles, IL 60174



Twenty Year Winter Cover Warranty Registration Card

1745 Wallace Ave, Ste. B
St. Charles, IL 60174

- Cover has a **five-year** warranty against defects in materials and workmanship. To receive the extended warranty, the card must be filled out completely and returned.
- Cover has a **twenty-year** pro-rated warranty on material degradation.
Customer will receive the following credit towards the purchase of a new winter cover.

Year 1 - unconditional on fabric and workmanship.	Year 8 - 35% of current retail selling price.
Year 2 - unconditional on fabric and workmanship.	Year 9 - 30% of current retail selling price.
Year 3 - unconditional on fabric and workmanship.	Year 10 - 25% of current retail selling price.
Year 4 - unconditional on fabric and workmanship.	Year 11 - 20% of current retail selling price.
Year 5 - unconditional on fabric and workmanship.	Year 12 - 15% of current retail selling price.
Year 6 - 45% of current retail selling price.	Year 13 - 10% of current retail selling price.
Year 7 - 40% of current retail selling price.	Year 14 - Year 20 - 5% of current retail selling price.
- Winter cover must be returned with a receipt showing date of purchase and purchase price to the dealer from which the cover was purchased. **No warranty claim will be honored without a receipt.**
- The freight on the cover when returned must be prepaid.
- Improper installation will render this warranty null and void. Improper installation includes the use of milk jugs, concrete blocks or other hold down devices not included with the cover.
- This warranty is in lieu of all other warranties expressed or implied and no responsibility is assumed for future damage due to misuse. This warranty does not cover any damage from the elements such as wind, snow, heavy rains, etc. We are not responsible for damage to the pool cover due to improper installation or excessive wear from coping or sharp areas at the top rail of the pool. The cover must be protected from these areas by proper padding at these wear points.

WARNING! This winter pool cover is designed solely to protect your pool from the elements during the months when the pool is not in use. It is not designed or intended as a safety cover. To avoid the risk of drowning, **STAY OFF THE COVER AT ALL TIMES.** Never allow unsupervised children near the pool covered or uncovered.



TWENTY YEAR WINTER COVER WARRANTY REGISTRATION

Date Purchased: ____/____/____

Purchaser: _____

Address: _____

City/State/Zip: _____

Phone: () _____

Pool Type: Above-Ground In-Ground

Pool Size: _____

Purchase Price: _____

Cover Size: _____

To ensure product warranty, complete all information and mail this card within 10 days of purchase.