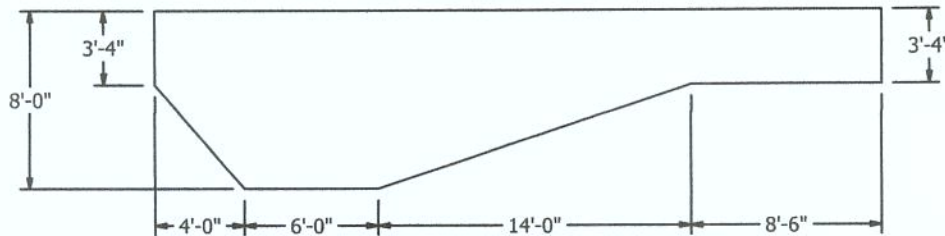
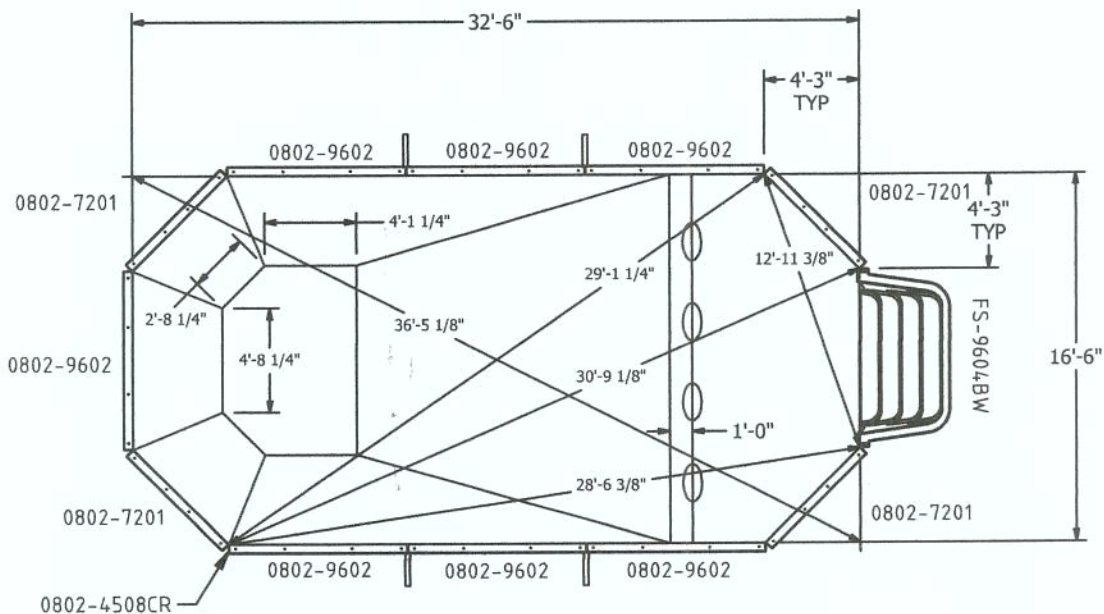
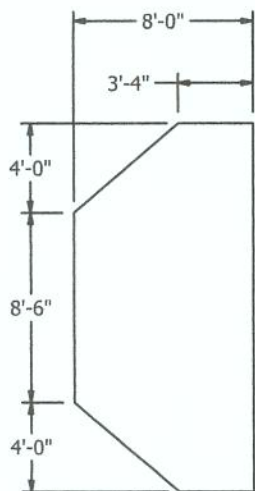
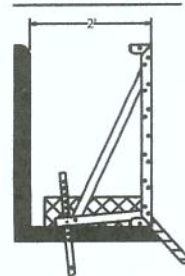


AREA (SQFT): 500 US GAL: 12,250



BRACE

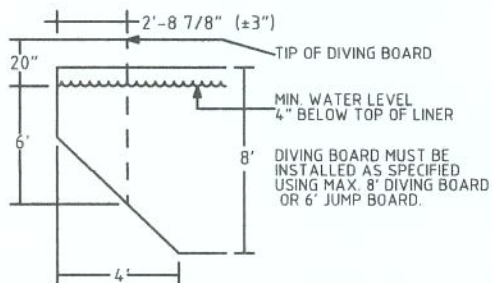


MATERIALS		
QTY	PART #	DESCRIPTION
1	FS-9604BW	Fbg Stp 8' Straight 4Trd
4	ST2-7201	Panel 72" - 1 Rib (2" Flange)
7	ST2-9602	Panel 96" - 2 Ribs (2" Flange)
1	ST2-4508CR	Panel 45 Deg Corner - Set 8
4	ST-1018NAB	Non-Adjustable Brace
4	ST-1020ENB	Embedded Nut Brc
4	ST-1006DS	Deck Support
1	HW-2005	Hdw Steel Grc/Rrd Kit

COPING		
QTY	PART #	DESCRIPTION
1	HW-2012	Hdw No-Diving Plate (7/Bag)
1	HW-1007	Hdw 12x1" Tek Screws - 100/Box
1	AT-1001W	Alu Txt Clips Wht - 15/Bag
1	AT-1446W	Alu Txt 12' Bull Std-Str Wht - 6/Box
1	AT-4508CRW	Alu Txt 45Dg-1x1 Bull-CR Wht 8/Box

NSPI SPECIFICATIONS

THIS IS DESIGNATED UNDER NSPI STANDARDS AS A TYPE II POOL



NOTES

1. All dimensions given are finished dimensions. The construction methods illustrated here are suggestions and apply only to normal ground conditions. There may be additional precautions and/or methods of construction. The responsibility is the contractor's
2. All pools are designed consistent to the guidelines established by NSPI's publication, "Standards for Residential Pools". All pools must be constructed to these standards and your local building codes.
3. A safety line, with buoys, is to be permanently attached 1'-0" to the shallow side of the point of first slope change. Different methods and precautions may be dictated by various ground conditions. This is to be determined by and is the responsibility of the contractor who is not an agent of the manufacturer of the comparts.
4. Installation is to be done in accordance with all federal, state and local building codes, as well as A.N.S.I./N.S.P.I suggested standards. Bottom specifications must meet or exceed A.N.S.I./N.S.P.I/A.P.S.P recommended standards.

NO DIVING DANGER: DIVING MAY RESULT IN SERIOUS INJURY OR DEATH.

Signage must be permanently attached around the perimeter of the pool.

—IT IS RECOMMENDED TO NOT INSTALL DIVING BOARDS AND/OR SLIDING EQUIPMENT ON RESIDENTIAL POOLS. If diving boards and/or sliding equipment is installed by the contractor, such diving boards and sliding equipment MUST BE INSTALLED WITHIN THE GUIDELINES ESTABLISHED BY ANS/NSPI/ASPA RECOMMENDED STANDARDS, AND IN ACCORDANCE WITH ALL APPLICABLE STATE AND LOCAL CODES AND REGULATIONS.

16'-6" X 32'-6" GRECIAN

DWG NO: BW-024-02

REV: -

PAGE: 1 OF 2

DATE: 1/9/2012